


# Barony of Windmasters' Hill Calligraphers & Illuminators Guild Handbook



## TABLE OF CONTENTS

<b>Introduction to 2016 Revision</b>	3
<b>Scroll Assignments</b>	3
<b>Scroll Layout Expectations</b>	3
<b>Scroll Text Layout &amp; Wordsmithing</b>	4
<b>Sample Scroll Texts</b>	5
<b>Sample Baronial Champion Scroll Texts</b>	6
<b>Heraldry and Awards of the Barony</b>	7
Barony	7
Baronial Populace Badges	7
Baronial Orders	8
Discretionary Baronial Awards	9
Baronial Guilds	10
Canton Heraldry	10

## Acknowledgements

Many thanks to the heralds and scribes throughout the history of the Barony of Windmasters' Hill, both inside and outside her borders, who have added information, art, and effort to this handbook. Particular thanks are given to Master Robyyan Torr d'Elandris , Lady Katheryn Rous, Lady Fine ingen Tomaltaig, Lord Eogan MacAlpin, and Lord Etienne Le Mons for input and artwork.

Baruna Sajah bint-Habushun ibn-Ishandiyar al-Hajjaji  
November, 2016

*All material herein is considered copyrighted and free to use for educational purposes under the fair use guidelines.*

## Introduction

The purpose of this document is to provide a set of acceptable artistic expectations, size parameters, and standardized sample scroll texts for awards given in the Barony of Windmasters' Hill Kingdom of Atlantia. Scrolls are an original work of art and should be approached as such, allowing the calligrapher and illuminator as much freedom as possible. But scrolls are also meant to represent the ideals of period art and be farmable in our modern era so there must be some specificity applied. Scrolls in the SCA vary in ornament from extraordinary works of art to simple legal documents. Typically, Baronial award scrolls are among the simpler scrolls done. Clear, neat calligraphy, with a small amount of illumination works well but the style and complexity are the artist's purview. For the purposes of this document, a scroll has several parts: the opening, the name of the recipient, the name of the award, perhaps a description of what the award is given for, the date and the closing. When you are comfortable with designing your own scrolls, the order of the parts may be varied somewhat. Each part is treated separately below, along with scroll layout and how assignments are made.

## Scroll Assignments

Assignments for upcoming or backlogged scrolls can be obtained from the current Baronial Clerk Signet. When the scroll is done, please deliver it to either the Baronial Clerk Signet or Baronial Herald. They will see it gets to the baronage for signature and delivery in court or, in the case of backlogs, directly to the recipient.

## Scroll Layout Expectations

Scrolls for Baronial awards the same artistic expectations are used as found in the kingdom scribal handbook:

- ◆ It is expected that scribes will make every reasonable effort to utilize materials that reflect the appearance of medieval artwork. This may include period and medieval materials as cost and comfort/experience of the scribe. It is preferred that gouache or period pigments and permanent inks be used and that acrylic paints, felt –tipped pens, and such materials be avoided. Pergamenata, parchment, vellum, Bristol board, cold-press watercolor paper or other acid-free ground is recommended.
- ◆ It is expected that scribes will attempt to produce illumination from a period exemplar or original artwork that is in keeping with one of the many period styles unless otherwise outlined in a commission/assignment. It is recommended that the scribe attempt to find out something about the recipient if the scribe is comfortable personalizing the scroll, particularly for a backlog.
- ◆ It is expected that scribes will make every reasonable attempt to match calligraphic style with illumination style.
- ◆ It is expected that scrolls will be prepared with at least a 1" margin around any art or text to allow for trimming to fit a frame or to cover any edge damage which may occur during transfer, presentation, and transport.
- ◆ It is expected that scribes will adhere to the instructions and consider the suggestions contained within this handbook regarding the creation of scrolls.
- ◆ It is encouraged that scribes do their own wordsmithing. While there are a number of prepared texts in the following pages and examples of phrases to splice into a text there is strong support for creativity in text as there is in illumination. It is encouraged to use the texts in this handbook as exemplars and, if comfortable, to expand and personalize the scroll texts as suits the award, its purpose, or the persona or preferences of the recipient. Please check with the Baronial Clerk Signet or awarding baronage to insure the wording is acceptable before inking!

The size of the face of the scroll should equal the standard mat openings for standard frame sizes [See below.] Use large margins, generally 1" around the face to allow for safe handling and transfer as well as ease in framing. It is also recommended to leave at least 1/4" margin within the face to offset the work and not crowd it up against the mat.

Frame Size	Mat Opening	Paper Size
11" x 14"	7.5" x 9.5"	8.5" x 10.5"
16" x 20"	10.5" x 13.5"	11.5" x 14.5"
20" x 24"	15.5" x 19.5"	16.5" x 20.5"
24" x 36"	19.5" x 29.5"	20.5" x 30.5"

Leave plenty of room for signatures at the bottom. Use guidelines marked lightly in pencil when laying out calligraphy and remember to erase them when you're finished. Using a T-square or Ames lettering guide to mark the guidelines will help insure they are straight. You might want to use different color ink for the recipient's name and, possibly, for the name of the award. Plan ahead to make the text balanced on the page.

Additional information can be found on line via the links pages maintained by the Atlantian Clerk Signet [<http://scribe.atlantia.sca.org/>] and the Minister of Arts and Sciences [<http://moas.atlantia.sca.org/topics.htm>].

## Scroll Text Layout and Wordsmithing

### Opening

Begin the scroll with one of the following phrases or an approximation:

Be it known to all whom these presents come, that...

Be it known that We, [fill in the names of the Baron / Baroness] do hereby recognize...

Let all know that...

See here and know that...

Please note that even when there is only one Baron or Baroness giving the award, you still use the Royal "We" rather than He r She in the text. This is an affectation that highlights the rank of the person giving the award.

### Name of Recipient

After the opening, include the name of the person receiving the award. The scribe should insist on getting the full name for the scroll, including titles, if any. Don't be tempted to take responsibility for getting the names right – check with the Baronial Herald.

### Description

The scroll needs to say what the award is for, so here include a phrase like

...by reason of [his/her] [artistic endeavor/martial prowess/unflagging service]...

The detail will be something like "his skill at brewing" or "her skill as an archer on the field of battle" or "his long and devoted service."

## Name of Award

Now identify the award. Be certain it matches grammatically with the rest of the text.

- ◆ ...is recognized as a member of the [Award Name]...
- ◆ ...is hereby created a member of the [Award Name]...
- ◆ ...shall be known as a member of the [Award Name]...
- ◆ ...and do hereby award [him / her] the [Award Name]...

## Date

The date will be the date at which the award is/was given, not the date the scroll is made. One of the following forms or an approximation can be used:

- ◆ Done this [number] day of [month], at [event] [Anno Societatis/A.S] [year in Roman numerals]
- ◆ Done this day, being the [number] of [month], [Anno Societatis/A.S] [year in Roman numerals] in Our Canton of [canton name]

Anno Societatis [year of the Society] is calculated from May 1, 1966. If you need to verify that you have written the correct year, a complete table listing modern and corresponding A.S. years can be found in the Kingdom Scribal Handbook.

## Closing

The Baron and/or Baroness need to sign the scroll, so leave a space for a signature[s] at the bottom. It is optional to write the word "Baron" and/or "Baroness" directly underneath the signature space and also optional to draw a line for the signature[s]. It is also acceptable to include the name of the barony, Windmasters' Hill in this closing.

## Sample Scroll Texts

There are two sample scroll texts for scribes to see all the parts of the text together. Individual wording, including personalization, is up to the scribe with the approval of the baronial Clerk Signet or the baronage.

*Be it known to all to whom these presents come, that Joe the Schmoe, by reason of his great skill at schmoozing, shall be known as a member of the Order of the Boreas. Done this 15th day of November, AS XXXVI, in our Canton of Kapellenberg.*

[leave space for Baron and/or Baroness' Signature]  
*Baron and Baroness, Windmasters' Hill*

*Let all know that Myfynwy of Elvegast, by reason of her long and devoted service to the fighters of this barony, is recognized as a member of the Order of Don Quixote. Done this 23rd day of November, in the reign of Logan and Isabella, at the Unnamed Event.*

[leave space for Baron and/or Baroness' Signature]  
*Baron      Baroness*

## Sample Champions' Scroll Texts

The Baronage of Windmasters' Hill appoints Champions at Their pleasure. The texts below may be used as models for champion's scrolls.

### Baronial Courtier

Be it known to all that We, [Baron's name] and [Baroness' name], Baron and Baroness of Windmasters' Hill, knowing [name] to be an honorable and trusted subject, and having observed [her/his] skill on the rapier field this day, do name [him/her] Our Baronial Courtier. Awarded by Our hand this day of , A.S. [year].

### Baronial Artisan

We, [Baron's name] and [Baroness' name], Baron and Baroness of Windmasters' Hill, give you greetings. Knowing the many good works and labors of [name] and having weighed the beauty of [his/her] work submitted this day, declare that [s/he] shall stand in Our court as Baronial Artisan. Done by Us this [number] day of [month], A.S. [year] .

### Baronial Bard

Shout gladly to all that We, [Baron's name] and [Baroness' name], Baron and Baroness of Windmasters' Hill, find the works and deeds of [name] to be of such merit, both today and in the past, that We wish for [him/her] to join Our court as Baronial Bard. Done by Our hand this [number] day of [month], A.S.[year] .

### Armored Champion

Proclaim unto all that We, [Baron's name] and [Baroness' name], Baron and Baroness of Windmasters' Hill, having weighed well the honorable works and labors of [name], and having observed [her/his] combat skills this day, do hereby command [her/him] to stand as the Armored Combat Champion of this Our barony. Done by Our hand the [number] day of [month], A.S.[year].

### Rapier Champion

Proclaim unto all that We, [Baron's name] and [Baroness' name], Baron and Baroness of Windmasters' Hill, having weighed well the honorable works and labors of [name], and having observed [her/his] combat skills this day, do hereby command [her/him] to stand as the Rapier Combat Champion of this Our barony. Done by Our hand the [number] day of [month], A.S.[year].

### Archery Champion

Hear ye all and tell others that We, [Baron's name] and [Baroness' name], Baron and Baroness of Windmasters' Hill, knowing much good of [name], and having beheld [his/her] skills with bow and arrow, do command the said [first name] to take their place as Our Baronial Archery Champion. Done this [number] day of [month], A.S.[year] .

## Heraldry & Awards of the Barony



Per chevron Azure and Vert, in chief two boreae addorsed and conjoined and in base a winged cat passant, forepaw extended, wings elevated and addorsed, all Argent, within overall a laurel wreath Or.




<i>Name</i>	<i>Date</i>	<i>Notes</i>
Barony of Windmaster's Hill	October, 1979	Alternate spelling
Barony of Windmasters' Hill	August, 1979	
Shire of Windmasters' Hill	January, 1976—August, 1979	

## Baronial Populace Badges



[Fieldless] A winged cat passant, forepaw extended, wings elevated and addorsed, Argent  
[The badge most commonly used by the populace.]



[Fieldless] A winged cat passant extended Purpure

## Baronial Orders [Non-Polling]


A person can only be inducted into any one order once



Order of the Kitty Hawk / Order of the Kittyhawk

(Fieldless) A winged cat sejant affronty facing to sinister, wings displayed, Argent.


For service to the Barony



Order of the Boreas

(Fieldless) Two boreae, adorsed and conjoined, Argent.


For excellence in Arts & Sciences



Order of the Don Quixote

Per chevron Azure and Vert, a windmill Argent.


For service to the Barony above and beyond sanity



Order of St. Nicholas

Per chevron Azure and Vert, a wooden shoe proper fimbriated Or between three bezants Or.


For service by a child to the barony or by an adult for the children of the barony



Order of the Tempest

Gules, a winged domestic cat salient to sinister and maintaining a sword palewise Argent.

For excellence in martial pursuits



Order of the Aeolus


(Fieldless) An annulet Or pellet.

For those that distinguished themselves at martial activity while not having yet reached 18 years of age



## Discretionary Baronial Awards

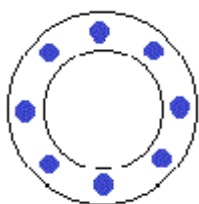
All except the final of these awards can be given more than once



Award of the Eurus

(Fieldless) An annulet Vert platy.

Given for single noteworthy act of service



Award of the Hurt

(Fieldless) An annulet Argent hurty.


Given to someone injured in service to the Barony



Award of the Torteau

(Fieldless) An annulet Gules platy.

Given for a single effort of distinction on the fighting field



Award of the Notus

(Fieldless) An annulet Azure platy.

Given for a single wonder of Arts and Sciences

Baronial Award of Excellence

No badge  
The baronage typically gives the recipient a personal token or gift

For excellence in any field of endeavor at Their Excellencies' discretion

Baroness' Award of Courtesy

No badge  
The Baroness typically gives the recipient a personal token or gift

Given by the Baroness to recognize noteworthy courtesy

Honorary Baronial Citizenship

No badge  
The baronage typically gives the recipient a scroll

For a notable person who is moving out of the Barony or a notable person who lives outside Windmasters' Hill but who does service in this Barony

## Baronial Guilds



Calligraphers and  
Illuminators Guild

Per chevron Azure and Vert,  
a boreas blowing in bend  
surmounted by a quill pen in  
bend sinister Or.

This guild was awarded a  
Silver Nautilus for excel-  
lence in the arts by TRMs  
Logan and Arielle, so this  
badge is often displayed  
with the Silver Nautilus  
badge attached below



Needlework Guild


Argent, fretty Azure, a pair  
of scissors opened in saltire,  
points to base, Or.

Flagon & Cask

The baronial brewing and  
vinting guild was estab-  
lished in the early 2000s.  
It has no passed heraldry.

## Canton Heraldry

Canton of Attilium Arms  
and Populace Badge



Per fess embattled gules and argent,  
two crosses moline Or and a laurel




(Fieldless) An ypotryll passant  
Or.

Canton of Buckston-on-Eno  
Arms and Populace Badge



Per bend wavy vert and azure, a hart  
counterspringing argent, environed




Vert, a stag's head couped  
and sinister facing, Or and a

Canton of Elvegast  
Arms and Populace  
Badge




Per chevron azure and vert; in chief  
two aeoli with breaths conjoined at  
fess point argent; in base a laurel  
wreath Or.

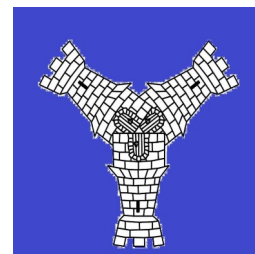


(Fieldless) Two Aeoli with  
breaths conjoined, argent.

Canton of Kappellenberg  
Arms and Populace Badge




Per chevron inverted argent and az-  
ure, a tower azure and a laurel



Azure, three towers con-  
joined in pall inverted ar-

Canton of Nimenefeld  
Arms and Populace  
Badge



Gules, a garb within a laurel wreath  
and on a chief Or a demi-sun gules.